

RK-460, RK-460MB

4U Rackmount Chassis Supporting 14-slot Backplane and Motherboard



Features

- EIA RS-310C 19" Rackmount Standard
- Supports 14-slot backplane (RK-460) and ATX motherboard (RK-460MB)
- Three 5.25" external, one 3.5" external, and one internal 3.5" drive bays
- Two USB ports inside front door
- Replaceable and easy-to-clean air filter
- PS2 form factor ATX or mini redundant power supply
- I/O shield rear panel opening for motherboard version

Specifications

Dimensions	16.8 in x 7 in x 17.8 in (426.5 mm x 177 mm x 451 mm) (W x H x D)
Drive Bays	Three 5.25" and one 3.5" front accessible drive bays One internal 3.5" drive bay
Construction	Heavy-duty steel
Color	Standard: black
Cooling Fans	One 120 mm x 120 mm x 25 mm ball bearing fan and one optional 80 mm x 80 mm x 25mm fan (push cooling)
Front Panel	Front door with lock, two USB connector System reset switch, ATX power switch and keyboard lock switch
Backplane	14-slot passive backplane (RK-460) microATX & ATX motherboard (RK-460MB)
Power Supply	Supports PS2 form factor ATX power supply
Carton Size	24.8 in x 13 in x 21.9 in (630 mm x 330 mm x 555 mm)
Weight	Net 18 kg (39.6 lb)

Power Supply Options

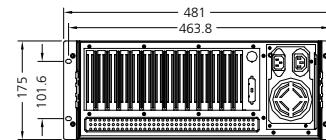
Model Number	Watt	Input Range	Output (Max.)							
			+5V	+3.3V	+12V1	+12V2	-12V	-5V	+5Vsb	
APS-935XA-EPS12	350 W	Universal	20 A	21 A	16 A	16 A	0.5 A	0.3 A	3 A	
APS-946XA-EPS12	460 W	Universal	20 A	24 A	16 A	16 A	0.5 A	0.3 A	3 A	

Ordering Information

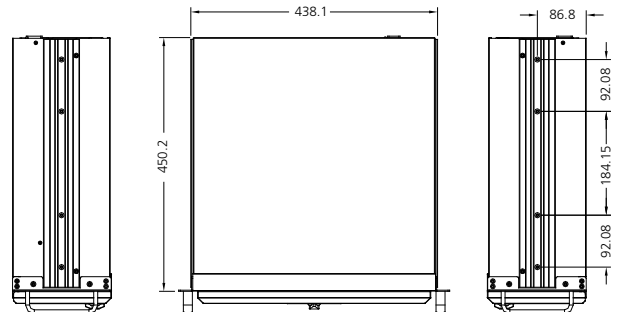
Model Number	Color	Backplane	Power Supply
NS-460B-14S7U-350	Black	HPCI-14S7U	APS-935XA-EPS12
NS-460MBB-350	Black	-	APS-935XA-EPS12

Dimensions

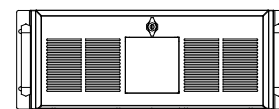
Units: mm



Rear View



Top View



Front View

Backplane Options

Model Name	PICMG® SBC	PCIe x1	PCIe x4	PCIe x16	PCI	ISA	PSU Connector
EBP-10E5	1	4	--	1	4	--	ATX
EBP-13E2	1	--	1	1	10	--	ATX
EBP-13E4	1	--	3	1	7	--	ATX
HPCI-13S4LU	3	--	--	--	4	7	ATX/AT
HPCI-14S7U	3	--	--	--	7	5	ATX/AT
HPCI-14S12U	2	--	--	--	12	1	ATX/AT
HPCI-14S/ATX	2	--	--	--	4	8	ATX/AT

Mechanical Layout

