




| | | |
|--|---|------------------------------------|
| <p>Open Frame Development Chassis</p> |  | <p>3U/ 34 HP Backplanes</p> |
|--|---|------------------------------------|

Open Frame Development Chassis

The open chassis is designed for test and development engineers, providing flexibility and ease of use. The chassis is designed for use with RTM boards, and offers easy access to boards from both sides. The rear profiles are moveable up to 2.5mm for using different RTM boards (cPCI, VME etc.).

The mechanical construction is very robust with 6mm/ .236" thick sidewalls. To ensure efficient cooling, 3 high performance fans are placed below the chassis, with front and rear air plenums to maximize air flow.

The Development chassis can be configured for various platforms, including VPX, VME, VME 64, cPCI, VXI, and VXS. Select from a wide range of backplanes from Hartmann Electronic. You can use backplanes up to a wide from 34 HP.



Front view

Key features:

- Open architecture for easy access to boards from both sides
- For use with RTM boards
- very robust and strong construction, IEEE1101.10 card guides (Polycarbonate UL94-V0) and ESD clip mounted on bottom side
- excellent cooling from 3 high performance fans (12 V DC)
 - Fan front boards: one, 120 x 120 x 38mm, 102.4 CFM (39dB(A)), 0.48A
 - Fan RTM boards: two, 80 x 80 x 25mm, 38.8 CFM (34dB(A)), 0.23A
- adjustable rotary speed for front board cooling
- separate switch for rear fans
- front side switch
- LED voltage control front side
- LED fan control front side
- Industrial 300 W ATX power supply unit with wide range input 90–264V_{AC}
 - Output: 3.3V/ 28A, 5V/35A, 12V/22A, -12V/1A
 - min. load: 5V/0.5A, 12V/ 1A) with PFC, with fan and switch.
 - Other power supplies available on request!



Rear view



Open Frame Development Chassis



3U/ 34 HP Backplanes

1) Dimensions and Materials:

Height: 316.6 mm/ 12.46"

Width: 184.9 mm/ 7.28"

Depth: 302.1 mm/ 11.89"

Weight: 6.6 Kg/ 15 lbs

Extrusions, Top and Base: Aluminium DIN EN AW 5754 H22 G22

Side panels: 6mm/ .236" thick Aluminium, painted color red (RAL 3020 appr. FED-STD-595 Color No. 31400)

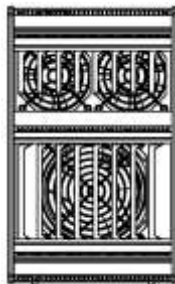
Operating Temperature: 0° - +50°C

Storage Temperature: -10°C - +60°C

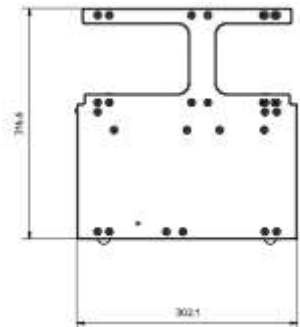
Flammability rating: UL94-V0



Front view



Top view



Side view

2) Front Control board:

- Main power switch
- LED array for all voltages and fan/fail for front fan
- Front fan speed is adjustable
- Rear fans have a separate switch



3) Easy Configuration:

- Hinged front door for easy modifications
- Fast and easy access to power screw termination



Order number:

LMH0000450 for 3U backplanes

LMH0000460 for 6U backplanes

Germany

HARTMANN ELEKTRONIK GmbH
 Motorstr. 43
 D-70499 Stuttgart
 Phone: +49 711 13 98 90
 Fax: +49 711 8 66 11 91
info@hartmann-elektronik.de
www.hartmann-elektronik.de

USA

Hartmann Electronic
 Scott Puderbaugh
 300 East Auburn Avenue
 Springfield, OH 45505
 Phone: 937-324-4422
 Fax: 937-324-2425
 Mobile: 937-215-5313
Scott.Puderbaugh@hartmann-electronic.com
www.hartmann-electronic.com

France

HARTMANN ELEKTRONIK France
 Serge PICHAT
 14 chemin de Presles
 69540 IRIIGNY (FRANCE)
 Phone: +33 9 66 44 03 15
 Mobile: +33 6 82 62 16 00
serge.pichat@hartmann-elektronik.fr

India

Phoenix Mecano (India) Ltd.
 Mr. Vivek Deshpande
 388 Bhare, Taluka Mulshi,
 Post Gotawade, Pune - 412 108
 Phone: +91 20 66 74 52 36
 Fax: +91 20 22 92 92 05
[vivek\(at\)pmpl-online.com](mailto:vivek(at)pmpl-online.com)
www.phoenixmecano.in